








SHACKLETON

A haven of drapery architecture: Shackleton is a dry cotton-look sheer curtain fabric perfect for wall-to-wall; and ceiling-to-ceiling design. An industry-first XXL 420cm drop; no other fabric available on the Australasian market is this wide and can provide this level of soft furnishing coverage.

The fabric has a very sleek look, yet still honours craftsmanship with a touch of contemporary edge. The minimal tempered colour palette of muted whites and greys is used to maximise and accentuate the visual abundance of interior scale. Shackleton has also been tested for AS/NZS 1530.2 & 3 Fire Retardant.

COMPOSITION	
WASHING	 
USE	
CARE CODE	
WIDTH	420CM CONT.
COLOUR FASTNESS TO LIGHT	5 - 6
COLOUR RANGE	6 WHITE, IVORY, TAUPE, CLOUD, SLATE, CHARCOAL
FINISHING	NIL

