








Himalaya

Creating a sanctuary in the home with Himalaya: an exclusive in-house design that features a stunning blended mountain landscape. The colors are artfully merged in a transitional manner, flowing from light to dark, to evoke a sense of intrigue and add dimension to the window.

The designers carefully selected colors that reflect the shades of a mountainscape, allowing you to connect with nature on a deeper level. As you gaze upon this artful masterpiece, you might find yourself reminiscing about your favorite mountain trails, the crisp air, and the overwhelming sense of freedom that comes with being amidst such grand landscapes.

Himalaya has also been tested as Fire Retardant against AS/NZS1530.2 & .3

COMPOSITION	
WASHING	 
USE	
CARE CODE	
WIDTH	300 CM CONT.
PATTERN REPEAT	Pattern finishes at 150cm approx.
COLOUR RANGE	2 INDIGO, SHADOW
FINISHING	WEIGHTED BASE